

Canlife Artemis SmartGARP European Equity

April 2026

For more information please see the Understanding fund factsheets guide available on our website

Fund facts

Fund type

Life Series 4 acc. units

Launch date

31 August 2007

Ongoing Charges Figure (OCF)¹

0.87%

ABI sector

Europe Ex UK Equities

Volatility group²

4

Currency

Sterling

SEDOL

B23WYC6

ISIN

GB00B23WYC64

MEX code

CLAEG4

Citi code

AOC3

Underlying fund

Artemis SmartGARP European Equity

Fund size (underlying fund)

£1,918.62m

Fund manager (underlying fund)

Philip Wolstencroft

¹

The OCF is the charge made by the fund manager for running the fund and is accounted for within the unit price. The OCF does not include any product charges, please refer to your product details for more information.

²

Volatility groups run from 1 (least volatile) to 4 (most volatile) for the funds available from Canada Life and are generally reviewed once a year; we do not notify policyholders or advisers of any changes. For more information please see our guide to understanding volatility, available on our website.

Fund objective

To grow capital over a five year period.

The fund objective has been provided by the underlying fund manager via FE

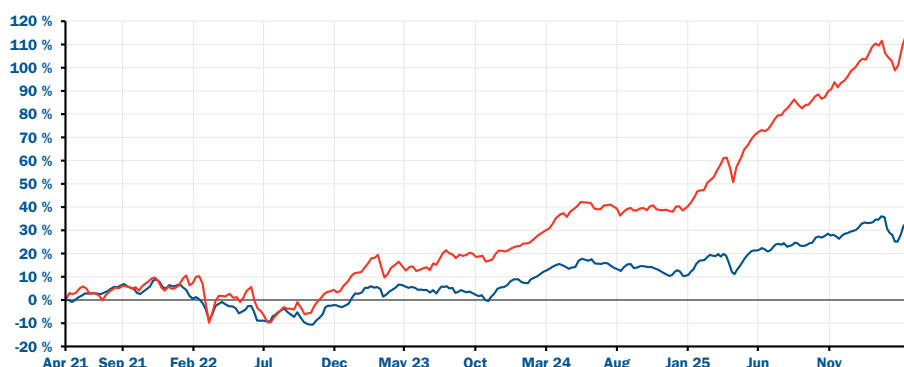
Past performance to 30 April 2026

	3 months	1 year	3 years	5 years	10 years
Fund growth%	1.1	28.1	84.7	109.5	191.3
Sector index	-1.2	12.6	23.9	31.4	104.3
Quartile	1	1	1	1	1
Annualised compound growth	-	28.1	22.7	15.9	11.3

Year on year performance

	31/03/2025 - 31/03/2026	31/03/2024 - 31/03/2025	31/03/2023 - 31/03/2024	31/03/2022 - 31/03/2023	31/03/2021 - 31/03/2022
Fund growth%	26.6	15.4	20.1	11.3	3.6

Performance against ABI sector



■ Europe Ex UK Equities
■ Canlife Artemis SmartGARP European Equity

30/04/2021 - 30/04/2026 Powered by data from FE

Please note that past performance is not a guide for the future and that the value of units can fall as well as rise. Currency fluctuations and other factors can also affect performance.

Fund performance data is on a bid to bid basis with income reinvested. Fund data is provided by FE.

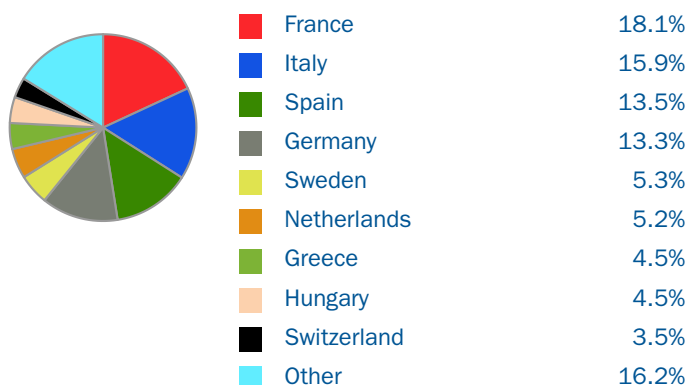
Canlife Artemis SmartGARP European Equity

April 2026


For more information please see the Understanding fund factsheets guide available on our website

Fund holdings

Regional split (as at 28/02/2026)



Asset allocation (as at 28/02/2026)



Top five weightings (as at 28/02/2026)

Banks	24.7%
Biotechnology/Medical	9.6%
Insurance	8.5%
Travel	6.6%
Utilities	4.9%

Top holdings (as at 28/02/2026)

SOCIETE GENERALE	4.6%
BANCO BILBAO VIZCAYA ARGENTARIA SOCIEDAD ANONIMA	3.8%
NOVARTIS AG	3.5%
OTP BANK NYRT.	3.1%
ITALGAS S.P.A.	2.9%
BPER BANCA S.P.A.	2.9%
NN GROUP N.V.	2.9%
BNP PARIBAS	2.7%
UNIPOL ASSICURAZIONI S.P.A.	2.6%
Boliden AB Namn-Aktier o.N.	2.6%

Warnings

Some funds operate a securities lending process under which assets held by the fund may be lent to another regulated financial institution. Securities lending is quite common and allows a fund to generate additional income from the fees it charges borrowers. There are controls to reduce the risk of any loss to the fund should the borrower become unable to return the assets. These can include obtaining high quality assets as security from the borrower and employing market agents to administer the programme and cover any losses. Canada Life closely monitors the institutions we lend to and the agents we work with. Managers of external funds are responsible for their own controls to ensure that the risks are appropriately managed.

More information on the underlying fund can be found by visiting the investment manager's own website.